

A Basic Course 1

ENGLISH

9

LANGUAGE SERVICES

ENGLISH

BOOK ONE

prepared by

ENGLISH LANGUAGE SERVICES, INC.

Washington, D.C.

The Macmillan Company, New York

Collier-Macmillan Limited, London

Collier-Macmillan Canada, Ltd.

PREFACE

ENGLISH 900, a course for adult students of English as a second language, contains material from beginning through intermediate levels of study. The whole series consists of textbooks, workbooks, and tape recordings, with a teacher's handbook.

ENGLISH 900 is one of the basic instructional courses in the Collier-Macmillan English Program. Included in the Program is a series of graded readers in which five are keyed to the vocabulary and structure of each study unit in the basic texts of ENGLISH 900.

The series takes its name from the 900 base sentences presented in the six textbooks. The sentences cover the basic structures and a basic vocabulary of the English language. They are introduced at the rate of fifteen in each study unit, or a hundred and fifty in each book, and are numbered consecutively from Base Sentence 1 in the first unit of Book One through Base Sentence 900 in the last unit of Book Six. These structures provide "building blocks" for all of the material studied in the series, e.g., there are approximately four variation sentences for each base sentence. As a part of his mastery of English, therefore, the student practices and learns approximately 3,600 variation sentences in addition to the basic 900 patterns.

There are ten study units in each textbook in the series. Each study unit contains a group of fifteen base sentences related to a meaningful situation. In Book One of the series, the typical study unit begins with the presentation of the fifteen *Base Sentences* together with *Intonation* patterns. *Questions and Answers* follow and give the student practice in pairing and matching the base sentences into conversational form. *Substitution Drills* introduce the variation sentences, using vocabulary and grammatical substitution techniques. These early sections of the unit provide the pronunciation practice and drill material needed for the mastery of language forms. The *Conversation* section consists of short dialogues giving the student the opportunity to practice the new lesson material in informal conversation in the classroom. *Exercises* in each unit can be used as oral and written drills for all of the materials introduced in the unit.

Units in the succeeding books in the series (Books Two to Six) contain Base Sentences, Intonation practice, Substitution Drills, Conversation, and Exercises, and, in addition, certain new features. Beginning with Book Two, a *Reading Practice* section is added to each unit,

and, beginning with Book Three, a *Verb Study* section. Books Four, Five, and Six include *Participation Drills* for classroom use, and Books Five and Six present *Grammar Study* materials and *review exercises*.

Each textbook includes a *Key* to the exercises and a *Word Index* which lists in alphabetical order every word introduced in the book, and cites the sentence and unit number in which the new word first occurred. There are special *Review Units* in Books One through Four.

A companion Workbook is available for each of the six textbooks, and a series of 180 pre-recorded tapes has been prepared for language laboratory use. ENGLISH 900 Workbooks are unique in that they have been programmed for use by the student as home study material to reinforce classroom work. The Workbooks "test" the student on the textbook materials, and review the important points in each unit that he may not have mastered in class.

For classes that meet for three to five hours a week, each textbook in the series provides material for approximately three months of study. Suggestions for teaching the course, as well as detailed descriptions of all of the materials in ENGLISH 900, have been given in the Teacher's Manual which accompanies the series.

A wide range of material has been created for the Collier-Macmillan English Program by the Materials Development Staff of English Language Services, Inc., under the co-direction of Edwin T. Cornelius, Jr. and Willard D. Sheeler. ENGLISH 900 was prepared under the direction of Edwin T. Cornelius, Jr., with Joyce R. Manes as Project Editor.

CONTENTS

UNIT		Page
	PREFACE	v
1	GREETINGS (1-15)	1
2	CLASSROOM EXPRESSIONS (16-30)	11
3	IDENTIFYING OBJECTS (31-45)	21
4	IDENTIFYING OBJECTS (46-60)	31
5	IDENTIFYING PEOPLE BY OCCUPATION (61-75)	43
	REVIEW ONE (Units 1-5)	54
6	INTRODUCTIONS AND COURTESIES (76-90)	59
7	DAYS AND MONTHS OF THE CALENDAR (91-105)	71
8	TALKING ABOUT OBJECTS (106-120)	83
9	TELLING TIME (121-135)	95
10	TALKING ABOUT DATES (136-150)	107
	REVIEW TWO (Units 6-10)	119
	WORD INDEX	125
	KEY to Exercises and Review Lessons	139

The numbers of the Base Sentences in each unit follow the unit titles.

UNIT 1 GREETINGS



- 1 Hello.
- 3 I'm John Smith.
- 4 Are you Bill Jones?
- 5 Yes, I am.
- 6 How are you?
- 7 Fine, thanks.
- 8 How is Helen?
- 9 She's very well, thank you.
- 10 Good afternoon, Mr. Green.
- 11 Good evening, Mrs. Brown.
- 12 How are you this evening?
- 13 Good night, John.
- 14 Good-bye, Bill.
- 15 See you tomorrow.

INTONATION

- 1 Hello.
- 2 Good morning.
- 3 I'm John Smith.
- 4 Are you Bill Jones?
- 5 Yes, I am.
- 6 How are you?
- 7 Fine, thanks.
- 8 How is Helen?
- 9 She's very well, thank you.
- 10 Good afternoon, Mr. Green.
- 11 Good evening, Mrs. Brown.
- 12 How are you this evening?
- 13 Good night, John.
- 14 Good-bye, Bill.
- 15 See you tomorrow.

QUESTIONS AND ANSWERS

1. JOHN: Hello, Bill. How are you?
BILL: Fine, thanks.
2. MR. GREEN: How are you this evening?
MRS. BROWN: Very well, thank you.
3. BILL: How are you this afternoon?
JOHN: Fine, thanks. How are you?
4. MR. GREEN: Are you Bill Jones?
BILL: Yes, I am.
5. MRS. BROWN: Are you Helen Jones?
HELEN: Yes, I am.
6. JOHN: Good night, Bill.
BILL: Good night, John.
7. MR. GREEN: Good-bye, Mrs. Brown.
MRS. BROWN: Good-bye, Mr. Green.
8. MR. GREEN: Good afternoon, Bill. How are you?
BILL: Good afternoon, Mr. Green. I'm very well, thank you.
9. JOHN: I'm John Smith. Are you Bill Jones?
BILL: Yes, I am.
10. MRS. BROWN: Good night, Mr. Green.
MR. GREEN: See you tomorrow, Mrs. Brown. Good night.
11. BILL: Hello. How are you?
HELEN: Fine.
12. JOHN: See you tomorrow.
HELEN: Fine.
13. MRS. BROWN: Good morning, Bill. How is Helen?
BILL: She's fine, thank you.
14. BILL: How is Mr. Brown this morning?
MRS. BROWN: Mr. Brown is very well, thank you.
15. MRS. BROWN: Good-bye, Helen. See you tomorrow morning.
HELEN: Good-bye, Mrs. Brown. See you tomorrow.

SUBSTITUTION DRILLS

1. Hello,

John
Bill
Mrs. Brown
Mr. Green

 How are you?

2.

Fine
Just fine
Very well
Pretty well
I'm fine
I'm very well

, thank you.

3. How are you

this evening
this morning
this afternoon
today

, Bill?

4. Good-bye, Bill. See you

tomorrow
this afternoon
this evening
tonight
later

5. I'm

John Smith
Mr. Green
Mrs. Brown
Helen Jones

6. How's

Helen
Bill
Mrs. Brown
Mr. Green

 ?

7.

Helen
John
Mrs. Brown
Mr. Green

 is very well, thank you.

8. Are you

Mr. Green
Mrs. Brown
Bill
Helen

 ?

9. Yes, I am. I'm

Mr. Green
Mrs. Brown
John Smith
Bill Jones

10.

Good-bye
Good-night

, John. See you tomorrow.

11. How

is	Bill Helen Mr. Green
are	you Bill and Helen Mr. and Mrs. Brown

 ?

12.

She Helen He Bill	is
I	am
Bill and Helen Mr. and Mrs. Brown	are

 very well, thank you.

13. Good afternoon, Mr. Green. How

are	Bill and John you
is	Mrs. Green Helen Bill

 ?

14.

Hello
Hi


, Bill. How are you?

15. Good-bye,

Bill
Jim
Ed
Jack
Betty
Martha

 See you tomorrow.

CONVERSATION




1. JOHN: Hello, Bill.
BILL: Good morning, John.
JOHN: How are you?
BILL: Fine, thanks.
JOHN: How is Helen?
BILL: She's very well, thank you.
JOHN: Good-bye, Bill.
BILL: Good-bye, John.

2. HELEN: Good morning, Mrs. Brown.
MRS. BROWN: Good morning, Helen.
HELEN: How are you this morning, Mrs. Brown?
MRS. BROWN: I'm very well, thank you.
And how are you?
HELEN: Fine, thanks. How is Mr. Brown?
MRS. BROWN: Mr. Brown is fine, thank you.
HELEN: Good-bye, Mrs. Brown.
MRS. BROWN: Good-bye, Helen. See you tomorrow.



3. BILL: Good evening.
 JACK: Good evening. I'm Jack Smith.
 BILL: I'm Bill Jones. How are you?
 JACK: Very well, thanks. And you?
 BILL: Just fine, thank you.
 JACK: Good-bye, Bill.


4. BILL: Hello, John. How are you?
 JOHN: Hi, Bill. Pretty well, thanks.
 BILL: How is Martha? Is she well?
 JOHN: She's very well, thanks.
 BILL: See you later, John. Good-bye.
 JOHN: Fine. See you this evening.




5. MR. GREEN: Good morning, Mrs. Brown. How are you?
 MRS. BROWN: Very well, thank you, Mr. Green.
 MR. GREEN: Is Mr. Brown well this morning?
 MRS. BROWN: Mr. Brown is very well, thank you.
 MR. GREEN: Are Bill and Helen well this morning?
 MRS. BROWN: Bill and Helen are fine, thank you.
 MR. GREEN: See you tomorrow afternoon. Good-bye.
 MRS. BROWN: See you tomorrow, Mr. Green. Good-bye.

8 UNIT ONE

6. ED: Hi. How are you?
BILL: Fine, thanks. I'm Bill Jones.
ED: Hello, Bill.
BILL: And you are . . . ?
ED: I'm Ed White.
BILL: Hello, Ed.
ED: See you later.
BILL: Good-bye.



7. MRS. GREEN: Good morning, Mrs. Brown. How are you?
MRS. BROWN: I'm just fine, thanks. Are you well, Mrs. Green?
MRS. GREEN: I'm very well, thanks. How is Mr. Brown?
MRS. BROWN: Just fine, thanks.
MRS. GREEN: See you tonight, Mrs. Brown.
MRS. BROWN: Good-bye, Mrs. Green.



8. JOHN: I'm John Smith. Are you Bill Jones?
BILL: Yes, I am. How are you?
JOHN: Fine, thanks. Are you well this morning?
BILL: Yes, I am.
JOHN: Is Helen well?
BILL: Yes, she is. Helen and I are fine this morning.
JOHN: See you tomorrow, Bill.
BILL: Good-bye, John.

EXERCISES

1. Make new sentences.

Example: Good morning, *John*. (*Helen, Bill*)

Good morning, Helen.

Good morning, Bill.

- a. Good morning, *Bill*. How are you? (*John, Helen, Mrs. Brown, Mr. Green*)
- b. *Good afternoon*, *Mr. Green*. How are you? (*Good morning, Good evening, Hello*)
- c. Good-bye, *Mrs. Brown*. See you *tomorrow*. (*this evening, tonight, later, tomorrow morning*)
- d. *She* is very well, thank you. And how are you? (*Helen, Bill, John*)

2. Use the right word.

fine
this
you

afternoon
see
am

how
good
very

- a. _____ you tomorrow.
- b. How are _____ tonight?
- c. _____ well, thanks.
- d. _____, thank you.
- e. _____ evening, *Mr. Green*.
- f. I _____ *John Smith*.
- g. How are you _____ evening?
- h. Good _____.
- i. _____ are you?

3. Use the right verb.

is

are

- a. _____ you *Bill Jones*?
- b. How _____ *Helen*?
- c. *She* _____ very well, thank you.

10 UNIT ONE

- g. _____ Mr. Brown well this evening?
- h. How _____ Mr. and Mrs. Green this morning?
- i. How _____ Bill and Helen this morning?
- j. Mr. and Mrs. Green _____ fine, thank you.
- k. Bill and Helen _____ very well, thank you.
- l. Bill _____ fine, thanks.
- m. Helen _____ fine, thanks.

- n. _____ you Helen Jones?
- o. How _____ you and Mrs. Brown?

WORD LIST

afternoon	I	Mrs.	tomorrow
and	I'm	pretty	tonight
evening	just	she	very
fine	later	she's	well
he	morning	this	yes
how	Mr.	today	you
how's			

Verb Forms

am
are
is
see

Expressions

good afternoon
good-bye
good evening
good morning
good night
hello
hi
thanks
thank you

Names

Betty Jack
Bill Jim
Brown John
Ed Jones
Green Marth
Helen Smith

UNIT 2 CLASSROOM EXPRESSIONS



- 16 **Come in, please.**
- 17 **Sit down.**
- 18 **Stand up, please.**
- 19 **Open your book, please.**
- 20 **Close your book, please.**
- 21 **Don't open your book.**
- 22 **Do you understand?**
- 23 **Yes, I understand.**
- 24 **No, I don't understand.**
- 25 **Listen and repeat.**
- 26 **Now read, please.**
- 27 **That's fine.**
- 28 **It's time to begin.**
- 29 **Let's begin now.**
- 30 **This is Lesson One.**

INTONATION

- 16 Come in, please.
- 17 Sit down.
- 18 Stand up, please.
- 19 Open your book, please.
- 20 Close your book, please.
- 21 Don't open your book.
- 22 Do you understand?
- 23 Yes, I understand.
- 24 No, I don't understand.
- 25 Listen and repeat.
- 26 Now read, please.
- 27 That's fine.
- 28 It's time to begin.
- 29 Let's begin now.
- 30 This is Lesson One.

QUESTIONS AND ANSWERS

1. JOHN: Come in, please.
BILL: Thank you.
2. MR. GREEN: Do you understand?
JOHN: Yes, I understand.
3. MRS. BROWN: Do you understand?
BILL: No, I don't understand.
4. MR. GREEN: Stand up, please.
JOHN: Yes, Mr. Green.
5. MR. GREEN: Good afternoon, Bill. Come in, please.
BILL: Good afternoon, Mr. Green. Thank you.
6. MR. GREEN: Stand up, please. Are you John Smith?
JOHN: Yes, I am.
7. MR. GREEN: Do you understand, John?
JOHN: Yes, Mr. Green, I understand.
8. HELEN: Hi, Betty. Come in.
BETTY: Thanks, Helen. How are you this afternoon?
9. HELEN: Please sit down, Bill.
BILL: Thank you, Helen.
10. MR. GREEN: Let's begin now.
JOHN: Is this Lesson One?
11. MR. GREEN: It's time to begin, Bill.
BILL: Yes, Mr. Green.
12. MR. GREEN: Open your book, please, Helen.
HELEN: Yes, Mr. Green.
13. MR. GREEN: Come in and sit down, please.
BILL: Thank you, Mr. Green. Is it time to begin?
14. MR. GREEN: Yes, it's time to begin. Now read, please.
BILL: I don't understand, Mr. Green.
Is this Lesson One?
15. MRS. BROWN: Open your book and read, please.
JACK: Yes, Mrs. Brown.

SUBSTITUTION DRILLS

1.

Come in
Sit down
Stand up
Open your book
Listen and repeat
Now read

 please. Do you understand?

2.

Open
Close

 your book, please. It's time to begin.

3. Don't

open
close

 your book, Bill.

4. Now

read
repeat
listen
sit down

, please. This is Lesson One.

5. It's time to begin. Please

open your book
listen and repeat
read your lesson

.

6. That's

fine
just fine
good
very good
right

. Now close your book, please.

7. Don't

repeat
read
come in
sit down
stand up

, please.

8. It's time to

begin
stop
repeat
stand up

. Do you understand?

9. Let's

begin
stop

 now. Close your book, please.
10. It's time to begin

Lesson One
the class
the meeting
the program

 .
11. Please open your

book
dictionary
notebook
briefcase

 . Let's begin now.
12. It's time to

study
go

 now, Mr. Green.
13. This is Lesson

One (1)
Two (2)
Three (3)
Four (4)
Five (5)
Six (6)
Seven (7)
Eight (8)
Nine (9)
Ten (10)

 . Let's begin now.
14. Please don't open your


book
dictionary
notebook
briefcase

 . It's time to go now.
15. Please read Lesson One now. Read Lesson Two

later
this afternoon
this evening
tomorrow
16. Is it time to begin


Lesson One
the class
the meeting
the program

 now, Mrs. Brown?




1. **BILL:** Good morning, John. How are you?
JOHN: I'm fine, thanks, Bill. Please come in.
BILL: Thank you. How is Mrs. Smith today?
JOHN: She's very well, thanks.
BILL: Please sit down, John.
JOHN: Thank you.
BILL: Let's read Lesson Three.
JOHN: Fine.
BILL: Do you understand Lesson Two?
JOHN: Yes, I understand Lesson Two.
BILL: Is it time to begin?
JOHN: Yes. Let's begin now.
2. **HELEN:** Hello, Betty.
BETTY: Good afternoon, Helen.
HELEN: It's time to study now.
BETTY: Fine. Let's begin the lesson.
HELEN: Please open your book, Betty.
BETTY: Yes. Let's read Lesson Five.
HELEN: Do you understand Lesson Five?
BETTY: Yes, I understand Lesson Five.
HELEN: Do you understand Lesson Six?
BETTY: No, I don't understand Lesson Six.
HELEN: Let's study Lesson Six later.
BETTY: Yes. Let's stop now.
HELEN: Good night, Betty. See you tomorrow morning.
BETTY: Good night, Helen. See you tomorrow.

3. MR. GREEN: Good evening, Mr. Brown.
 MR. BROWN: Good evening. Are you well this evening, Mr. Green?
 MR. GREEN: Yes, I am. I'm very well. And how are you?
 MR. BROWN: I'm fine, thanks.
 MR. GREEN: Please come in and sit down, Mr. Brown.
 MR. BROWN: Thanks. How is Mrs. Green this evening?
 MR. GREEN: She's just fine, thanks. How is Mrs. Brown?
 MR. BROWN: She's very well, thanks.
 MR. GREEN: It's time to begin.
 MR. BROWN: That's fine. Let's begin.
 MR. GREEN: Do you understand the program?
 MR. BROWN: Yes, I understand the program.



4. JACK: Hi, Ed. How are you?
 ED: Hello, Jack. I'm fine, thanks.
 JACK: Please come in and sit down.
 ED: Thank you.
 JACK: Open the briefcase, Ed.
 ED: Yes, Jack.
 JACK: Is it time to begin the meeting now?
 ED: That's right. It's time to begin.
 JACK: Open the notebook and read, please.
 ED: Yes. Please listen.
 JACK: That's just fine. Now close your notebook, please.
 ED: Good. Let's stop now.



5. JOHN: Let's begin the meeting now.

BILL: Fine. Is it time to begin?

JOHN: Yes. Please sit down.

BILL: Thank you.

JOHN: It's time to stop now.

BILL: That's good.

JOHN: Is it time to go now?

BILL: Yes. Let's go.

JOHN: See you tomorrow evening.

BILL: Fine. See you tomorrow.

6. MR. GREEN: Do you understand Lesson Two?

BILL: Yes. I understand Lesson Two very well.

MR. GREEN: Do you understand Lesson Three?

BILL: No. I don't understand Lesson Three very well.

MR. GREEN: Let's study Lesson Three. Please listen now.

BILL: I don't understand the lesson.

MR. GREEN: Listen now, don't repeat.

BILL: I understand.

MR. GREEN: That's very good. Now open your book.

BILL: Fine. Is it time to read now?

EXERCISES

1. Use the right word.

stand open come understand time

- a. _____ up, please. c. Do you _____?
- b. _____ in, now. d. It's _____ to begin.
- e. Don't _____ your briefcase.

2. Change to negative sentences.

Example: Open your book. *Don't* open your book.

- a. Repeat Lesson One. _____ repeat Lesson One.
- b. Stand up, please, Mr. Green. _____ stand up, please, Mr. Green.
- c. Close your book, John. _____ close your book, John.
- d. Stop now, Bill. _____ stop now, Bill.
- e. Read Lesson Three this afternoon. _____ read Lesson Three this afternoon.
- f. Come in tomorrow, please. _____ come in tomorrow, please.

3. Answer the following questions with "yes" and "no".

Example: Do you understand the lesson? *Yes, I understand the lesson. No, I don't understand the lesson.*

- a. Do you repeat Lesson Seven?
- b. Do you begin the meeting?
- c. Do you stand up now?
- d. Do you come in this afternoon?

4. Change the following sentences to questions.

Example: It is time to begin. *Is it time to begin?*You repeat the lesson. *Do you repeat the lesson?*

- a. This is Lesson One. _____ this Lesson One?
- b. It is time to study. _____ it time to study?
- c. This is the class. _____ this the class?


- d. It is time to begin the program. _____ it time to begin the program?
- e. You open your notebook. _____ you open your notebook?
- f. You understand Lesson Four. _____ you understand Lesson Four?
- g. You read later. _____ you read later?
- h. You begin this afternoon. _____ you begin this afternoon?
- i. This is fine. _____ this fine?
- j. You stand up now. _____ you stand up now?
- k. She is very well. _____ she very well?
- l. You understand the book, Betty. _____ you understand the book, Betty?
- m. This is Helen Jones. _____ this Helen Jones?
- n. You listen to Mrs. Brown. _____ you listen to Mrs. Brown?

WORD LIST

book	it	no	that's
briefcase	it's	notebook	the
class	lesson	now	this
dictionary	let's	program	time
good	meeting	right	to
			your

Verb Forms		Expression	Numbers	
begin	read	please	one	1
close	repeat		two	2
come in	sit down		three	3
do	stand up		four	4
don't	stop		five	5
go	study		six	6
listen	understand		seven	7
open			eight	8
			nine	9
			ten	10

UNIT **3** IDENTIFYING
OBJECTS



- 31 **What's this?**
32 **That's a book.**
33 **Is this your book?**
34 **No, that's not my book.**
35 **Whose book is this?**
36 **That's your book.**
37 **And what's that?**
38 **Is that a book?**
39 **No, it isn't.**
40 **It's a pencil.**
41 **Is it yours?**
42 **Yes, it's mine.**
43 **Where's the door?**
44 **There it is.**
45 **Is this book his?**

INTONATION

- 31 What's this?
- 32 That's a book.
- 33 Is this your book?
- 34 No, that's not my book.
- 35 Whose book is this?
- 36 That's your book.
- 37 And what's that?
- 38 Is that a book?
- 39 No, it isn't.
- 40 It's a pencil.
- 41 Is it yours?
- 42 Yes, it's mine.
- 43 Where's the door?
- 44 There it is.
- 45 Is this book his?

QUESTIONS AND ANSWERS

1. BILL: What's this?
JACK: That's a book.
2. HELEN: Good morning, Betty. Is this your book?
BETTY: No, that's not my book.
3. MR. GREEN: Whose book is this?
BILL: That's my book, Mr. Green.
4. MRS. BROWN: Is this your pencil?
ED: Yes, Mrs. Brown, it's mine.
5. JIM: That's a book. Is it yours?
JACK: No, it's not mine. It's yours.
6. HELEN: Where's the door?
MRS. BROWN: There it is.
7. BETTY: Whose book is this?
MR. GREEN: That's your book. Please open it.
8. BILL: It's time to begin now. Is this your book?
JIM: No, it isn't. That's your book.
9. MRS. BROWN: Where's Bill? Is this book his?
HELEN: Yes, that book is his. Where's my book?
10. JOHN: Where's Mr. Green? This is his book and his pencil.
BILL: That's not his book. It's your book.
11. BETTY: Is that your pencil?
HELEN: No, it isn't. It's not my pencil, it's his.
12. MR. GREEN: Whose briefcase is this? Is it yours?
MR. BROWN: Yes, it's mine. Please close it.
13. JACK: Is this a book?
JIM: No, it isn't. It's a notebook. That's my notebook.
14. BILL: Where's the door?
BETTY: There it is. Please open it. It's time to go.
15. JOHN: Let's begin the meeting. Where's the notebook?
HELEN: There it is. Is that yours?

SUBSTITUTION DRILLS

1. What's

this
that

 ? Is it a book?

2. Is this your

book
notebook
pencil
briefcase
dictionary

 ? It's time to begin Lesson Two.

3. No, that's not

my
your
his

 dictionary.

4. Whose

pencil
notebook
dictionary
briefcase

 is this? Is it yours?

5. Whose dictionary is this? Is it

mine
yours
mine or yours
his

 ?

6. That isn't a dictionary. It's a book. It's

my
your
his

 book.

7. It's time to study Lesson Three.

Isn't
Is

 that your book?

8. Good afternoon, Mr. Green. Is that your

book
automobile
dog
cat

 ?

9. Whose

automobile
dog
cat

 is that? Is it yours?
10. It's time to go now. Where's the

automobile
taxi

 ?
11.

There's
Here's

 the taxi. It's time to go.
12. It's time to begin class. Where's

Mr. Green
Mrs. Brown
Bill Jones
John Smith

 ?
13. Mr. Green is here, but where's

Bill Jones
John Smith
Ed White

 ?
14. Here's Mr. Green, and there's

John Smith
Ed White
Bill Jones

 .
15. What's this? Is it a


book
table
chair
pencil
pen

 ?
16. There's the

blackboard
floor
ceiling
wall
window

 . Where's the door?


CONVERSATION



1. BILL: Whose book is this? Is it yours?
 JOHN: Yes, it's mine. Where's your book?
 BILL: Here it is. Now, let's begin.
 JOHN: Good. Let's study Lesson Three.
 BILL: Where's Mr. Green? This is his briefcase.
 JOHN: Mr. Green isn't here.
 BILL: Whose pen is this? Is it yours?
 JOHN: No, it isn't mine.
 BILL: Isn't this your dictionary?
 JOHN: Yes, it is.
 BILL: This isn't your notebook, is it?
 JOHN: No, it isn't.

2. HELEN: Good afternoon, Betty. How are you?
 BETTY: Fine, thanks, Helen. And how are you?
 HELEN: I'm just fine, thanks. Where's your book?
 BETTY: Here it is. Is it time to begin?
 HELEN: Yes, it is. Let's read Lesson Three.
 BETTY: Fine. You begin, Helen.
 HELEN: Here's Lesson Two. Where's Lesson Three?
 BETTY: There it is. Please read the lesson, Helen.
 HELEN: "Whose dog is this? Whose cat is this? Whose book is this?"
 BETTY: That's very good, Helen. Now, it's time to stop.


3. MR. GREEN: Hello, Mrs. Brown.
 MRS. BROWN: Good afternoon. How are you?
 MR. GREEN: Fine, thank you. And you?
 MRS. BROWN: I'm very well, thanks.
 MR. GREEN: What's that? Is it a dog?
 MRS. BROWN: Yes, it's a dog.
 MR. GREEN: Isn't that yours?
 MRS. BROWN: No, that dog isn't mine.
 MR. GREEN: Whose dog is it?
 MRS. BROWN: Where's Bill Jones? It's his dog.
 MR. GREEN: Bill isn't here, but there's his automobile.
 MRS. BROWN: Where is he?
 MR. GREEN: There he is. I see Bill now.
 MRS. BROWN: Good. There's Bill and here is his dog.



4. MR. BROWN: Good evening, Mr. Green. Please come in.
 MR. GREEN: Good evening. How are you, Mr. Brown?
 MR. BROWN: Very well, thanks. And how are you?
 MR. GREEN: Just fine. Is Mrs. Brown well?
 MR. BROWN: She's very well, thanks. How is Mrs. Green?
 MR. GREEN: She's fine.
 MR. BROWN: It's time to begin the meeting.
 MR. GREEN: Good. Let's begin.
 MR. BROWN: Please sit down. There's the chair.
 MR. GREEN: Thank you. Let's listen now.

5. BILL: Hi, John. How are you?
JOHN: Hello, Bill. I'm just fine, thanks. And you?
BILL: Fine, thanks. Where's Mrs. Brown? Is she here?
JOHN: There she is.
BILL: Good. Let's begin. Good morning, Mrs. Brown.
MRS. BROWN: Good morning, Bill. Good morning, John.
JOHN: Good morning, Mrs. Brown. How are you this morning?
MRS. BROWN: I'm very well, thank you. How are you?
BILL: Fine, thanks, Mrs. Brown.
JOHN: Just fine, thank you, Mrs. Brown.
BILL: Whose automobile is that, Mrs. Brown? Is it yours?
MRS. BROWN: No, it isn't. Is it time to begin the class?
JOHN: Yes, it is, Mrs. Brown.
MRS. BROWN: Fine. Open your book, please.

6. JACK: Where's the door?
JIM: There it is.
JACK: Where's the window?
JIM: There it is.
JACK: Where's the ceiling?
JIM: There it is.
JACK: Where's the floor?
JIM: Here it is.
JACK: Where's the table?
JIM: There it is.
And there's the chair.



EXERCISES

1. Answer the following questions.

Example: Whose book is this? (*my*) *It's my book.*

- a. Whose dictionary is this? (*his*)
- b. Whose pencil is this? (*your*)
- c. Whose chair is this? (*my*)
- d. Whose automobile is this? (*his*)
- e. Whose briefcase is this? (*my*)
- f. Whose cat is this? (*your*)

2. Use the right word.

mine

his

yours

- a. That's my pen. It's _____.
- b. That's your table. It's _____.
- c. That's his notebook. It's _____.
- d. That's your briefcase. It's _____.
- e. That's my cat. It's _____.
- f. That's _____. It's my dictionary.
- g. That's _____. It's his dog.
- h. That's _____. It's his chair.
- i. That's _____. It's your pencil.
- j. That's his taxi. It's _____.
- k. That's your book. It's _____.
- l. That's my blackboard. It's _____.

3. Use "is" or "isn't."

Examples: Is that Mr. Green? Yes, it *is*.

Is that Bill Jones? No, it *isn't*.

- a. Is she here? Yes, she _____.
- b. Is Betty in the class? No, she _____.

- c. Is this a pen? Yes, it _____.
- d. That isn't your dictionary, is it? No, it _____.
- e. Is it time to begin? No, it _____.
- f. Is that your automobile? Yes, it _____.

4. Use the right word.

Example: *Whose* book is this? (*Whose, What's, Where's*)

- a. _____ your chair? (*Whose, Where's, She's*)
- b. _____ the table. (*What's, Whose, Here's*)
- c. _____ this? It's a pen. (*Whose, What's, Where's*)
- d. _____ the blackboard. (*What's, Whose, That's*)
- e. _____ the taxi? It's here. (*Where's, Yours, Whose*)
- f. _____ that? It's a briefcase. (*She's, That's, What's*)
- g. _____ notebook is this? (*What's, Whose, Where's*)
- h. _____ your cat? It's here. (*Where's, What's, Whose*)

WORD LIST

a	here	taxi
automobile	here's	that
blackboard	his	there
but	it	there's
cat	mine	wall
ceiling	my	what's
chair	not	where's
dog	or	whose
door	pen	window
floor	pencil	yours
	table	

Verb Form
isn't

Name
White

UNIT 4 IDENTIFYING OBJECTS



- 46 **What are these?**
47 **Those are books.**
48 **Where are the books?**
49 **There they are.**
50 **These are my pencils.**
51 **Where are your pens?**
52 **They're over there.**
53 **Are these your pens?**
54 **Yes, they are.**
55 **Those are mine.**
56 **These are your books, aren't they?**
57 **No, they aren't.**
58 **They're not mine.**
59 **These are mine, and those are yours.**
60 **Those aren't your pens, are they?**

INTONATION

- 46 What are these?
- 47 Those are books.
- 48 Where are the books?
- 49 There they are.
- 50 These are my pencils.
- 51 Where are your pens?
- 52 They're over there.
- 53 Are these your pens?
- 54 Yes, they are.
- 55 Those are mine.
- 56 These are your books, aren't they?
- 57 No, they aren't.
- 58 They're not mine.
- 59 These are mine, and those are yours.
- 60 Those aren't your pens, are they?

QUESTIONS AND ANSWERS

1. **BILL:** What are these?
JOHN: Those are books.
2. **BILL:** Are these your books?
JOHN: Yes, they're mine.
3. **BILL:** Where are the pencils?
HELEN: There they are. They're over there.
4. **HELEN:** Where are your pens?
BILL: They're over there. There they are.
5. **HELEN:** Are these your pens?
BETTY: Yes, they are. Those are mine.
6. **BETTY:** These are your books, aren't they?
JIM: Yes, they are. Those are mine.
7. **JIM:** These are your notebooks, aren't they?
JACK: No, they aren't. Those aren't mine.
8. **JIM:** These aren't your books, are they?
JACK: No, they're not. These are mine, and those are yours.
9. **JACK:** Whose pencils are these? Are they yours?
JIM: Yes, they're mine.
10. **MR. GREEN:** Whose notebooks are these?
JIM: They're mine. Those are my notebooks and those are my pencils.
11. **MRS. BROWN:** Whose dictionaries are these? Are they yours?
HELEN: No, they aren't mine.
12. **JOHN:** Those dogs are yours, aren't they?
BILL: No, they're not mine.
13. **BETTY:** Are those automobiles yours?
BILL: No, they aren't. They're not mine.
14. **BILL:** Whose papers are these? They're not mine.
MR. GREEN: Those papers are mine. Those are my papers.
15. **BILL:** Where are the chairs and tables?
JIM: There they are, over there. I see the chairs and tables.

SUBSTITUTION DRILLS

1. What are

these
those

, Bill? Are they yours?

2. Yes, they are. Those

books
notebooks
pencils
pens
briefcases

 are mine.

3. Whose pens are those? My pens are

here
over here
there
over there

.

4. Those aren't

your
my
his
her

 books, are they?

5. These books are yours. Where are

mine
his
hers
ours
theirs

 ?

6. Here are

two
three
four
five

 pencils. Whose pencils are these?

7. This isn't my

briefcase
pen
pencil
notebook
paper

, and those aren't my books.
Whose are they?

8.

Your
My
Our
His
Her

 books are over here, and their books are over there.

9. I see the table, but where are the

dictionaries
books
pencils
notebooks

 ?

10. I see

five
six
seven
eight
nine
ten

 books. These aren't my books. Whose are they?

11. Here's a chair. Please come in and sit down.

Your

books
pencils
pens
things

 are here.

12. Here are books, pencils and

pens
papers
notebooks
lessons

 . Whose things are these?

13. These things aren't hers. They're

mine
ours
yours
theirs
his

 , aren't they?

14. Good morning, Bill. Here's your

chair
table
desk

 over here. Let's begin.

15. It's time to begin Lesson Four now.

Do you understand the

book
lesson
page
sentence
word

 ?

16. This is page

ten	(10)
eleven	(11)
twelve	(12)
thirteen	(13)
fourteen	(14)
fifteen	(15)

 . Do you understand the lesson?

17.

What
Whose
Where

 are these?

18. These are my

notebooks
pens
pencils
books

 . Where are yours?

19.

Here
There

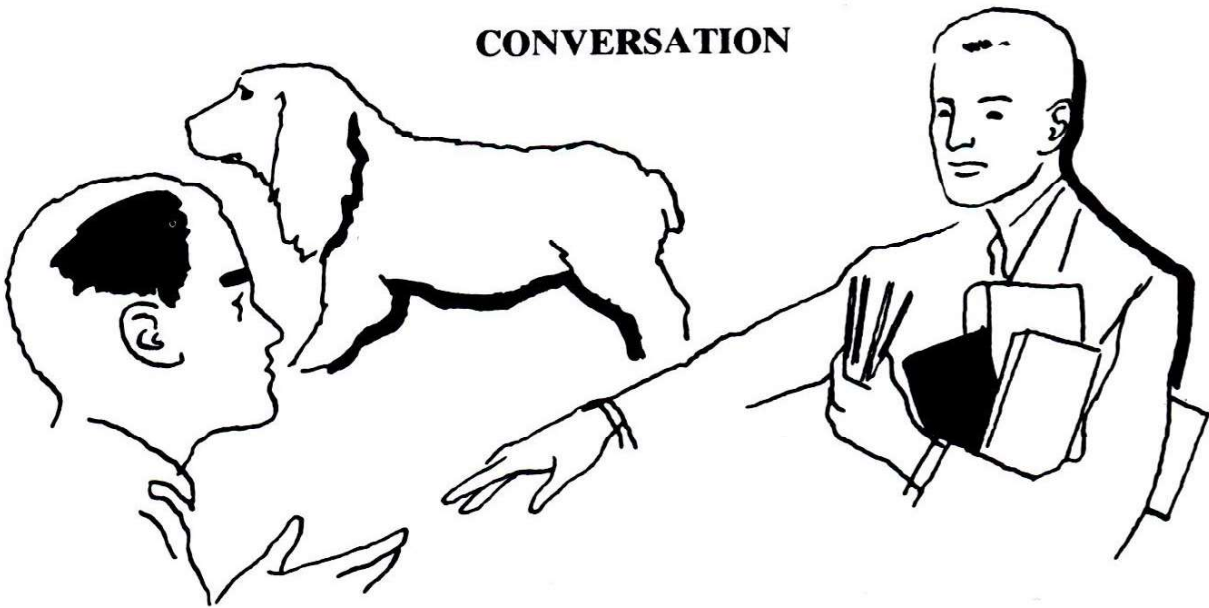
 are my things.

20. I see

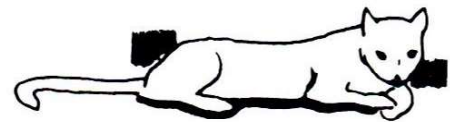
yours
his
theirs

 over there.

CONVERSATION

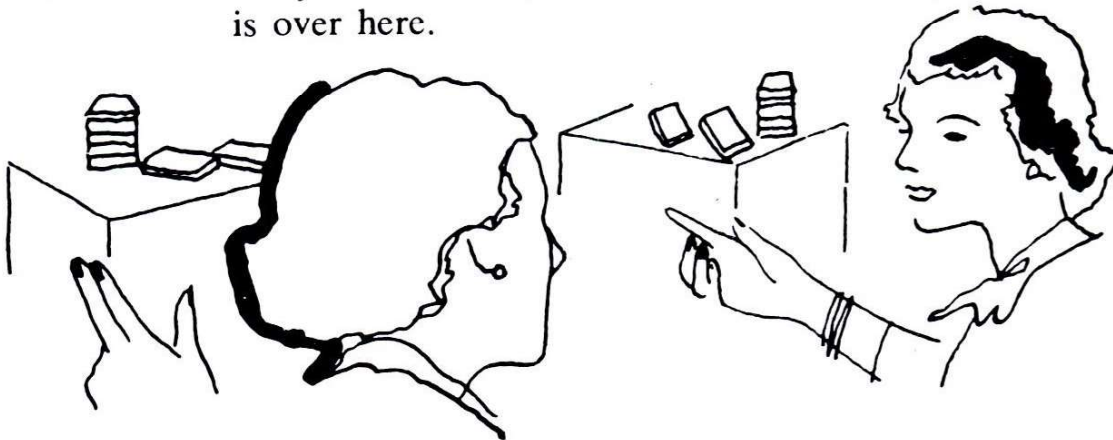


1. **BILL:** Are these your things, John? They're not mine.
- JOHN:** Yes, those are my things.
- BILL:** Here they are—books, notebooks, pencils, and papers.
- JOHN:** Thanks. Where are your things?
- BILL:** My things aren't here.
- JOHN:** Is that your automobile?
- BILL:** Yes, it is. And that's my dog.
- JOHN:** Very good. Whose cat is that? Is it yours?
- BILL:** No, it's not mine.
- JOHN:** It's time to go now, Bill. Let's go.




2. **MR. GREEN:** Good morning, Jack. Come in and sit down.
- JACK:** Good morning, Mr. Green. Is it time to begin the lesson?
- MR. GREEN:** Yes, it is. Sit down and let's begin.
- JACK:** Thank you. Here's my chair over here.
- MR. GREEN:** Open your book, Jack. Read Lesson Four.
- JACK:** I don't understand the lesson, Mr. Green.
- MR. GREEN:** Here are ten sentences. Do you understand these sentences?
- JACK:** Yes, I understand the sentences.
- MR. GREEN:** Page twelve. You read, Jack.
- JACK:** Yes, Mr. Green, page twelve.

3. BETTY: Hi, Helen. How are you?
 HELEN: Hello, Betty. Just fine, thanks.
 BETTY: Is it time to begin the class?
 HELEN: Yes, it is. Here are your books.
 BETTY: These books aren't mine.
 HELEN: Whose books are these?
 BETTY: These are yours, and those are mine.
 HELEN: Yes. That's right.
 BETTY: Is this your desk?
 HELEN: No, it isn't. My desk is over there.
 BETTY: Whose desk is this?
 HELEN: It's your desk. My desk is over there, and your desk is over here.

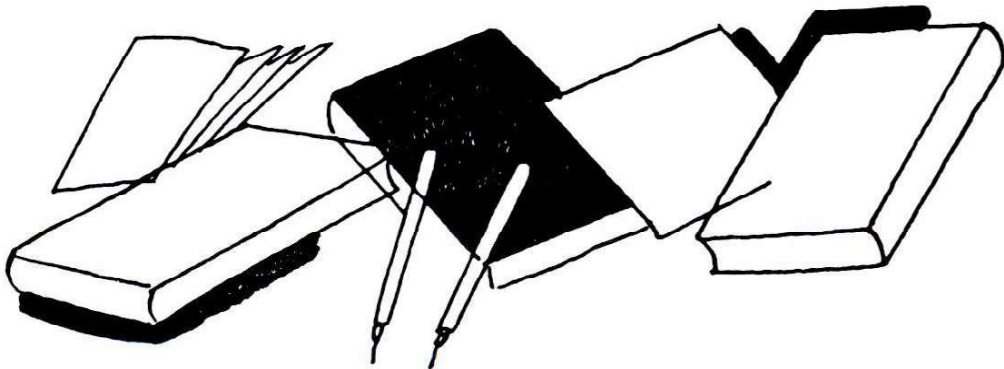


4. MRS. BROWN: Good morning, Martha. How are you?
 MARTHA: Fine, thanks. And how are you?
 MRS. BROWN: Very well, thanks. Are those your books?
 MARTHA: No, they aren't. Those books aren't mine.
 MRS. BROWN: Where are yours?
 MARTHA: My books are over there. There they are.
 MRS. BROWN: Here's your desk, Martha. Sit down, please.
 MARTHA: Thank you, Mrs. Brown. Is it time to begin the class?
 MRS. BROWN: Yes, it is. Let's begin Lesson Five.
 MARTHA: Is that page twelve?
 MRS. BROWN: No, it isn't. It's page thirteen.
 MARTHA: Oh yes. Here's Lesson Five.
 MRS. BROWN: Please read the lesson.
 MARTHA: I don't understand this word.
 MRS. BROWN: Here's my dictionary.
 MARTHA: Thank you. Now I understand.



5. HELEN: Hi, Martha. How are you today?
MARTHA: Fine, thanks. And how are you?
HELEN: Pretty well. Is Mrs. Brown here today?
MARTHA: No, she isn't. Mrs. Brown isn't well today.
HELEN: Is Mr. Green here today?
MARTHA: Yes, he is. And it's time to begin the class.
HELEN: Are there thirteen chairs here?
MARTHA: No, there aren't. There are fifteen chairs.
HELEN: Let's study pages twelve, thirteen and fourteen.
MARTHA: Fine.

6. JOHN: It's time to begin class. Let's go.
BILL: Fine. Let's go. Is that your automobile?
JOHN: Yes, it is. Where are your books?
BILL: Here they are. My books are over here.
JOHN: What's this? Is it yours?
BILL: Yes, that's mine. It's my dictionary.
JOHN: Do you understand Lesson Five?
BILL: Yes. But I don't understand Lessons Six and Seven.



EXERCISES

1. Complete the following sentences.

Examples: This is my book. *These are* my books.

That is my book. *Those are* my books.

- a. That is his automobile. _____ his automobiles.
- b. This is her dictionary. _____ her dictionaries.
- c. This is his pen. _____ his pens.
- d. That is her pencil. _____ her pencils.
- e. That is his notebook. _____ his notebooks.
- f. This is his briefcase. _____ his briefcases.

2. Complete the following questions.

Examples: Is this my book? *Are these* my books?

Is that my book? *Are those* my books?

- a. Is this her table? _____ her tables?
- b. Is that your desk? _____ your desks?
- c. Is this yours? _____ yours?
- d. Is that the lesson? _____ the lessons?
- e. Is that the page? _____ the pages?
- f. Is this his chair? _____ his chairs?

3. Make new sentences.

Examples: *They aren't* here today. (*They're not*)

They're not here today.

She isn't here today. (*She's not*)

She's not here today.

- a. He isn't well this afternoon. (*He's not*)
- b. They aren't mine. (*They're not*)

- c. She isn't there. (*She's not*)
 d. They aren't here now. (*They're not*)

4. Use the right verb.

is are isn't aren't

- a. Is his dictionary here? Yes, it _____.
 b. Are those your papers? Yes, they _____.
 c. Are they here now? No, they _____.
 d. Is Mr. Green here today? No, he _____.
 e. Are those his things? Yes, they _____.
 f. Is that your cat? No, it _____.
 g. Is it time to stop? Yes, it _____.
 h. Those aren't your automobiles, are they? No, they _____.

5. Use the right word.

Examples: That's her book. It's *hers*. (*my, hers, theirs*)

That's their book. It's *theirs*. (*their, theirs, his*)

That's his book. It's *his*. (*mine, ours, his*)

- a. That's his desk. It's _____. (*yours, his, mine*)
 b. That's our automobile. It's _____. (*his, yours, ours*)
 c. That's my dog. It's _____. (*mine, hers, his*)
 d. That's your dictionary. It's _____. (*hers, yours, his*)
 e. That's their cat. It's _____. (*their, theirs, hers*)
 f. That's her pen. It's _____. (*her, yours, hers*)
 g. That's _____ briefcase. It's yours. (*your, his, ours*)
 h. That's _____ table. It's ours. (*his, hers, our*)
 i. That's _____ paper. It's mine. (*my, mine, their*)
 j. That's _____ notebook. It's hers. (*his, our, her*)
 k. That's _____ blackboard. It's theirs. (*theirs, their, ours*)

WORD LIST

books
briefcases
desk
dictionaries
her
hers
lessons
notebooks
our
ours

over here
over there
page
paper
papers
pencils
pens
sentence
their
theirs

these
they
they're
things
those
we're
what
where
whose
word

Verb Form

aren't

Numbers

eleven 11
twelve 12
thirteen 13
fourteen 14
fifteen 15

UNIT 5 IDENTIFYING PEOPLE BY OCCUPATION



- 61 **Who are you?**
62 **I'm a student.**
63 **Who is that over there?**
64 **He's a student, too.**
65 **Is that lady a student?**
66 **No, she isn't.**
67 **Those men aren't students, either.**
68 **Am I your teacher?**
69 **Yes, you are.**
70 **That man is a teacher, isn't he?**
71 **Yes, he is.**
72 **Who are those people?**
73 **Maybe they're farmers.**
74 **Aren't they students?**
75 **I really don't know.**

INTONATION

- 61 Who are you?
- 62 I'm a student.
- 63 Who is that over there?
- 64 He's a student, too.
- 65 Is that lady a student?
- 66 No, she isn't.
- 67 Those men aren't students, either.
- 68 Am I your teacher?
- 69 Yes, you are.
- 70 That man is a teacher, isn't he?
- 71 Yes, he is.
- 72 Who are those people?
- 73 Maybe they're farmers.
- 74 Aren't they students?
- 75 I really don't know.

QUESTIONS AND ANSWERS

1. **MR. GREEN:** Who are you?
HARRY: I'm a student. I'm Harry Long.
2. **HARRY:** Who is that over there?
MR. GREEN: He's a student, too. He's Bill Jones.
3. **HARRY:** Is that lady a student?
MR. GREEN: No, she isn't. That lady is a teacher.
4. **HELEN:** Am I your teacher?
BETTY: No, you aren't.
5. **BILL:** That man is not a teacher, is he?
JOHN: No, he isn't. That lady is not a teacher, either.
6. **BILL:** That man over there is a teacher, isn't he?
JOHN: Yes, he is. He's my teacher.
7. **JACK:** Who are those people over there?
JOHN: They're students. They study here.
8. **MARTHA:** Are those people students, too?
BETTY: No, they aren't. Those people are farmers.
9. **HARRY:** Who are those people?
JACK: I don't know. Maybe they're farmers.
10. **MRS. BROWN:** Is that lady a farmer?
MR. GREEN: I really don't know. Maybe she is.
11. **MR. BROWN:** You're a student, aren't you?
PAUL: No, I'm not. I'm a farmer.
12. **BILL:** Are those people teachers or farmers?
HARRY: I really don't know.
13. **HELEN:** I know who those people are. They're farmers.
BILL: Really? Are they farmers?
14. **MR. GREEN:** Do you know who that man is?
MRS. BROWN: I really don't know. Maybe he's a teacher.
15. **JOHN:** Those men aren't students. I know they aren't.
BILL: They aren't? Well, maybe they're farmers.

SUBSTITUTION DRILLS

1. Who are you? Are you

a student
a farmer
a teacher
an engineer

 ?

2. I know who you are. You're

a teacher
a farmer
an engineer

 , aren't you?

3. Who is that

man
boy
child
young man
young boy
person

 over there? Do you know?

4. He's not

a teacher
a student
a doctor
a lawyer

 , and she isn't, either.

5. Who are those people over there? Are they

students
teachers
farmers
engineers
doctors
lawyers

 ?

6. I don't know who

he	is
she	
they	are

 . I really don't know.

7. I

really
truthfully
honestly
actually

 don't know who those people are.

8. Those men
ladies
people
women are teachers, aren't they?

9. Who is that lady
man
girl
young girl
young lady
woman over there? Do you know?

10. I don't know who those people are. Maybe
Perhaps
Possibly they're doctors.

11. Do you know who I am? Am I your teacher
doctor
lawyer ?

12. I
We
They honestly don't know who that man is. Perhaps you know.

13. You know who that lady
man
boy
girl is, don't you?

14. I
We
They actually don't know where Dr. Rice is. Possibly you know.

15. I'm not a doctor. I'm a teacher
a lawyer
an engineer
a professor . I'm Bill Jones.

48 UNIT FIVE

16. I'm not your professor. I'm

- Bill's
- Jack's
- Helen's
- Martha's
- Mr. Green's

professor.

17. He's
She's
That man is
That lady is
Mr. Green is my teacher, and it's time to begin class.


18. Truthfully
Honestly
Actually
Really, I don't know. Maybe that man is a teacher, and maybe he's not.

19. He isn't
She isn't a professor.

- I'm not
- He's not
- She's not

20. We aren't
You aren't
They aren't doctors, either.


- We're not
- You're not
- They're not



1. HARRY: Hello. I'm Harry Long.
 JACK: Hello, Harry. I'm Jack Smith.
 HARRY: Are you a student, Jack?
 JACK: No, I'm not. I'm a teacher.
 HARRY: Really? Are you a teacher?
 JACK: Yes, I am. You're a teacher, aren't you?
 HARRY: Yes. Who is that lady over there?
 JACK: I don't know who she is.
 HARRY: Is she a teacher or a student?
 JACK: I honestly don't know. Maybe she's a teacher, and maybe she's a student.
 HARRY: It's time to begin class now, Jack. Good-bye.
 JACK: Good-bye, Harry. See you later.

2. HELEN: Who are you?
 ALICE: I'm a student. I'm Alice Taylor.
 HELEN: Who is that over there?
 ALICE: She's a student too. That's Margaret.
 HELEN: Is that man a student?
 ALICE: No, he's not. He's a doctor. That's Dr. Rice.
 HELEN: That woman is a doctor too, isn't she?
 ALICE: Yes, she is. She's a very good doctor.
 HELEN: Who are those people over there?
 ALICE: Maybe they're engineers.
 HELEN: Really? Are those people really engineers?
 ALICE: Oh, I honestly don't know. Maybe they are, and maybe they aren't.


3. MR. BROWN: Good morning. Are you a student?
PAUL: Good morning, Mr. Brown. No, I'm not a student.
MR. BROWN: What are you? Are you a farmer? Are you a doctor?
PAUL: Actually, I'm a farmer. But I'm a teacher too.
MR. BROWN: Very good. I'm a teacher, but I'm not a farmer.
PAUL: You're a very good teacher, I know.
MR. BROWN: Well, thank you. Do you know who that lady is?
PAUL: No, I really don't know.



4. BILL: Who is that lady over there?
JOHN: That's Mrs. Rice. Do you know Dr. Rice?
BILL: Yes, I know Dr. Rice. I know two doctors—
Dr. Rice and Dr. Baker.
JOHN: I know Dr. Rice and Dr. Baker, too.
BILL: Who are those people over there? Are they doctors,
too?
JOHN: No, they're not doctors. They're farmers.
BILL: Is that man over there a farmer, too?
JOHN: No, he's not. He's an engineer.
BILL: That lady isn't an engineer, is she?
JOHN: No, she's not. She's a teacher. That's Mrs. Brown.



5. MR. GREEN: Good afternoon. How are you?
 MRS. BROWN: I'm fine, thank you.
 MR. GREEN: You're a teacher, aren't you?
 MRS. BROWN: Yes, I am. I'm Mrs. Brown. Who are you?
 MR. GREEN: I'm a teacher, too.
 MRS. BROWN: Yes. Now I know who you are. You're Mr. Green.
 MR. GREEN: Whose books are these? Are these yours, Mrs. Brown?
 MRS. BROWN: Yes, they are. The books are mine and those notebooks are mine, too.
 MR. GREEN: Is Bill your student, Mrs. Brown?
 MRS. BROWN: Yes, he is. John's my student, too.
 MR. GREEN: Whose students are Helen and Martha?
 MRS. BROWN: They're my students. And they're very good students, too.
 MR. GREEN: Who is that woman over there? Is she a student?
 MRS. BROWN: I don't know. I really don't know who she is.



6. ALICE: Where are your pencils and pens?
 MARGARET: I don't know where they are. Aren't they over there?
 ALICE: No, they're not here. I don't know where they are, either.
 MARGARET: Here are my books and notebooks. And here is my briefcase.
 ALICE: Please sit down. It's not time to go.
 MARGARET: Thank you. I know it's not time to go.
 ALICE: Whose desk is this? Is it yours?
 MARGARET: No, it's not mine. My desk is over there.
 ALICE: Whose desk is this? Is this Jack's desk?
 MARGARET: Maybe it is. I really don't know.
 ALICE: Now it's time to go.
 MARGARET: Fine. Let's go.
 ALICE: See you tomorrow, Margaret.
 MARGARET: Good-bye, Alice. See you tomorrow morning.

EXERCISES

1. Make new sentences.

- a. Who are you? I'm a *teacher*. (*student, doctor, engineer, lawyer*)
- b. Who are they? They're *teachers*. (*students, farmers, lawyers, engineers*)
- c. Where is that *boy*? (*lady, man, dictionary, briefcase*)
- d. Where are those *ladies*? (*men, people, things, dictionaries*)

2. Change the following to negative questions.

Examples: Is he a good doctor? *Isn't he a good doctor?*

Are they good doctors? *Aren't they good doctors?*

- a. Is he a farmer?
- b. Is Alice Taylor a teacher?
- c. Are Jack and Betty here?
- d. Are those people students?
- e. Is that Jack's cat?
- f. Is Mr. Green an engineer?
- g. Are those men really teachers?
- h. Is he your lawyer?
- i. Are these your books?
- j. Are they our doctors?
- k. Is that your teacher over there?
- l. Are those your students?

3. Use the right word.

either
good
don't

really
farmers
teacher

maybe
actually
who

- a. He's not here and she isn't, _____.
- b. Maybe he is there and _____ he isn't.
- c. Jack Smith is a very _____ student.
- d. Is that lady your _____?
- e. _____, I'm an engineer.
- f. Where are those _____? Are they here?

- g. _____ are those ladies?
- h. Honestly, I _____ know.
- i. Is that man _____ a doctor?

4. Use the right word in the following sentences.

I	she	he	this
we	you	it	these

- a. _____ am a professor.
- b. _____ are doctors.
- c. _____ is a lady.
- d. Is _____ our table over here?
- e. _____ is time to begin.
- f. Is _____ an engineer?
- g. _____ are a lawyer.
- h. _____ are the men, over here.

WORD LIST

actually	ladies	student
an	lady	students
boy	lawyer	teacher
child	lawyers	teachers
doctor (Dr.)	man	that
doctors	maybe	too
either	men	truthfully
engineer	people	we
engineers	perhaps	who
farmer	person	woman
farmers	possibly	women
girl	professor	young
he's	really	you're
honestly		

Verb Form

know

Name

Rice

REVIEW ONE

(UNITS 1-5)

1. Verb BE (am, is, are)

Use the right verb form.

- a. How _____ Helen?
- b. How _____ you this afternoon?
- c. _____ you Bill Jones?
- d. Mr. Brown _____ very well.
- e. Bill and Helen _____ very well, thank you.
- f. _____ you Mr. and Mrs. Brown?
- g. It _____ time to begin.
- h. This _____ Lesson Five.
- i. What _____ this?
- j. _____ this your book?
- k. What _____ these?
- l. Where _____ the books?
- m. Here _____ two pencils.
- n. Your book _____ over there.
- o. Who _____ you?
- p. That man _____ a teacher.
- q. _____ that boy a student?
- r. Whose dictionary _____ this?
- s. This _____ his briefcase.
- t. Those pens _____ mine.
- u. You _____ a teacher and I _____ a doctor.
- v. Bill _____ a student and those people _____ teachers.

- w. _____ these your briefcases?
- x. This isn't your chair, _____ it?
- y. _____ I your teacher?
- z. _____ Mr. Green a teacher?

2. Verb BE, negative forms (isn't, aren't)

Use the right verb form.

- a. That _____ my book.
- b. Those _____ my notebooks.
- c. No, it _____.
- d. No, they _____.
- e. _____ that your book?
- f. _____ those your pens?
- g. These are your books, _____ they?
- h. Those _____ your dictionaries, are they?
- i. This _____ my pencil, and those _____ my books.
- j. Your books _____ here.
- k. My dictionary _____ here.
- l. Mrs. Brown _____ well today.
- m. Those people _____ farmers.
- n. You're a student, _____ you?
- o. That lady _____ a student, is she?
- p. _____ Mrs. Brown here today?
- q. _____ you an engineer?
- r. They _____ doctors.
- s. It _____ mine.
- t. _____ these books yours?

56 REVIEW ONE

- u.* They _____ over there.
- v.* _____ it time to begin?
- w.* _____ Betty and Helen students?
- x.* They _____ very good students, are they?
- y.* This _____ your book, it's mine.
- z.* _____ that notebook yours?

3. Verb BE, negative sentences

Change to negative sentences.

- a.* I'm a teacher.
- b.* You're her teacher.
- c.* He's a farmer.
- d.* It's my book.
- e.* It's time to begin.
- f.* This is my briefcase.
- g.* Those are your pens.
- h.* They're engineers.
- i.* Mr. Green is here.
- j.* That man is a doctor.

4. Verb BE, questions

Change to questions.

- a.* You're not my teacher.
- b.* That man is a farmer.
- c.* This is your briefcase.
- d.* That's not a chair.
- e.* Your book isn't over there.
- f.* It's time to begin.
- g.* You are Bill Jones.
- h.* My dictionary isn't here.
- i.* Those are our notebooks.
- j.* Mrs. Brown isn't well today.

5. Verbs, negative with DON'T

Change to negative sentences.

- a.* Open your book.
- b.* Close the door.
- c.* Please read your lesson.
- d.* Listen, please.
- e.* Sit down, Mr. Brown.
- f.* I understand.
- g.* Please stand up.
- h.* Please repeat.
- i.* Close your notebook.
- j.* Please come in.
- k.* We understand.
- l.* Please go.
- m.* Study your lesson.
- n.* They understand.

- o.* We repeat the lesson.
- p.* I see Bill Jones.
- q.* You see the blackboard.
- r.* We see a girl.
- s.* They know that lady.
- t.* Betty and Helen know Dr. Rice.

- u.* Please close the windows.
- v.* They understand Lesson Five.
- w.* Open the doors, please.
- x.* We stand up.
- y.* I know Helen Jones.
- z.* Please repeat the sentences.

6. Give the missing plural forms.

automobile automobiles

blackboard blackboards

book _____

boy boys

briefcase _____

cat cats

child children

chair chairs

class classes

desk desks

dictionary _____

doctor _____

dog dogs

door doors

engineer _____

farmer _____

floor floors

girl girls

lady _____

lawyer _____

lesson _____

man _____

meeting meetings

notebook _____

page pages

pen _____

pencil _____

professor professors

program programs

sentence sentences

student _____

table tables

taxi taxis

teacher _____

wall walls

window windows

woman _____

word words

7. Numbers

Give the missing numbers.

1	_____	21	twenty-one
2	_____	22	twenty-two
3	_____	23	twenty-three
4	_____	24	twenty-four
5	_____	25	_____
6	_____	26	_____
7	_____	27	_____
8	_____	28	_____
9	_____	29	_____
10	_____	30	thirty
11	_____	31	thirty-one
12	_____	32	thirty-two
13	_____	33	_____
14	_____	34	_____
15	_____	35	_____
16	sixteen	36	thirty-six
17	seventeen	37	thirty-seven
18	eighteen	38	_____
19	nineteen	39	thirty-nine
20	twenty	40	forty

8. Sentence Review

Study and review Base Sentences 1 to 75.